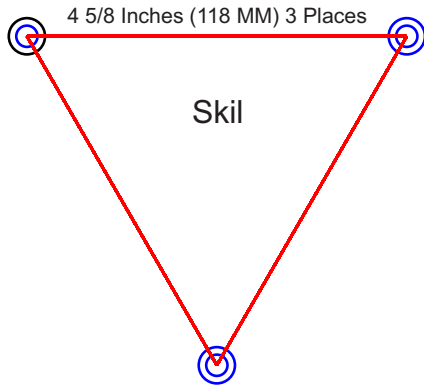
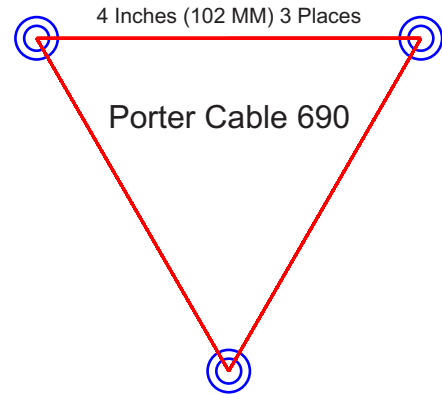


# For Routers not listed in Circle Guide Compatibility Table

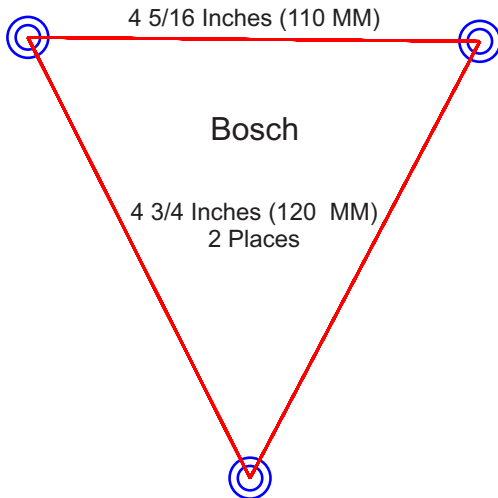
If your router is not listed in the router compatibility table, follow these directions to determine if your router fits:  
Remove your router base plate. Measure the distance between mounting holes on your router base and compare with the layouts below. If you can find a match then your router will fit on our circle guides.  
Ignore the manufacturers' names on layouts as many manufacturers use the same mounting layout.



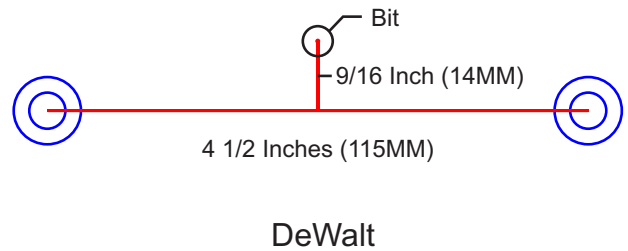
Layout #1



Layout #2



Layout #3



Layout #4



Layout #5



Layout #6